


Life in Hampton Roads Survey Press Release #1

Regional, City and Neighborhood Quality of Life

The Old Dominion University Social Science Research Center is proud to release the first part of the 2017 Life in Hampton Roads (LIHR) Survey Report. LIHR has been conducted by the Social Science Research Center with support from the Old Dominion University Office of Research and the College of Arts and Letters since 2010 and is now in its eighth year. Release #1 focuses on regional quality of life. Data from prior years is also provided when available to show comparisons in responses over time. Responses were weighted by city population, race, age, gender and phone usage (cell versus land-line) to be representative of the Hampton Roads region. Subsequent releases will focus on health and education, crime, politics, transportation, flooding and sea level rise and economics. For additional information on survey methodology, and analyses of other issues, please see the SSRC website at www.odu.edu/ssrc

percent and 12.6 percent respectively). Conversely, just under half (45.3 percent) rated opportunities for employment as either excellent or good (6.8 percent and 38.5 percent respectively).

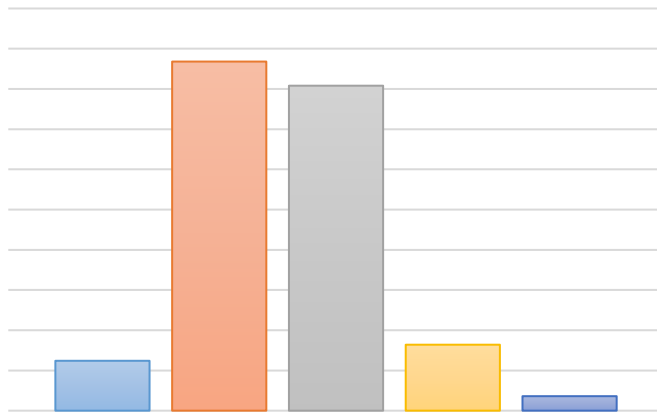


Respondents rated the variety of arts and cultural activities available in Hampton Roads favorably. The majority (69.8percent) rated the variety of arts and cultural activities as either excellent or

Respondents were asked what arts, cultural or recreational events and venues they had attended in the past year. Over fifty percent (50.7 percent) said they had been to the Virginia/Norfolk Zoo in the past year and 48.1 percent said they had been to the Chrysler Museum. Additionally, 39.5 percent attended

the other end of the spectrum, ratings of the quality of life as poor have been consistently low (always less than 5 percent) and decreased from 3.7 percent in 2013 to 3.1 percent in 2017, although this is slightly higher than the three previous years (2.6 percent, 2.3 percent, and 2.7 percent, respectively).

Economic Conditions

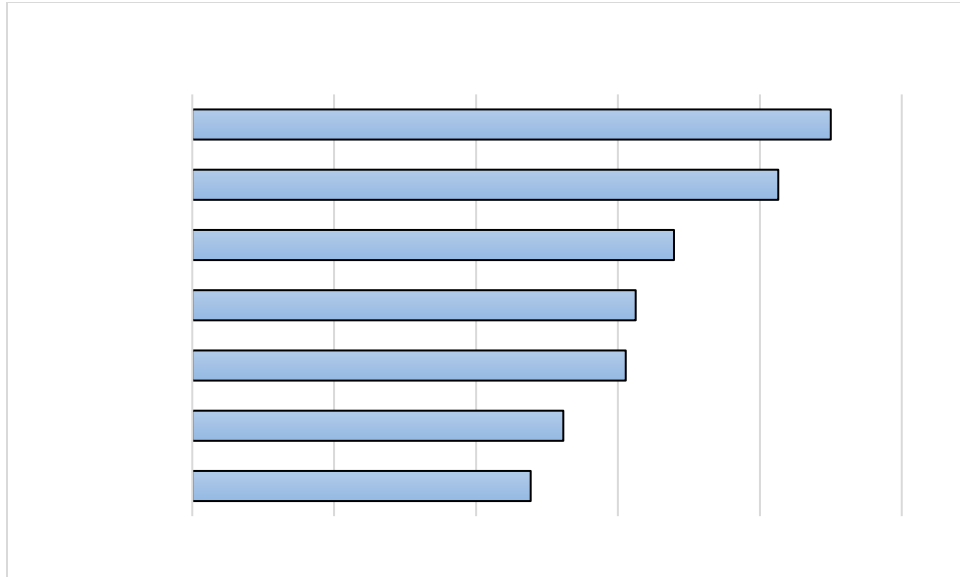


Home Ownership in Hampton Roads

Respondents were asked whether or not they own or are in the process of buying their home, rent or have some other arrangement. Similar to past years, the majority of residents reported that they own or are in the process of buying their home (65.1 percent). Another 30.6 percent indicated that they rent, while only 3.8 percent reported having another arrangement.

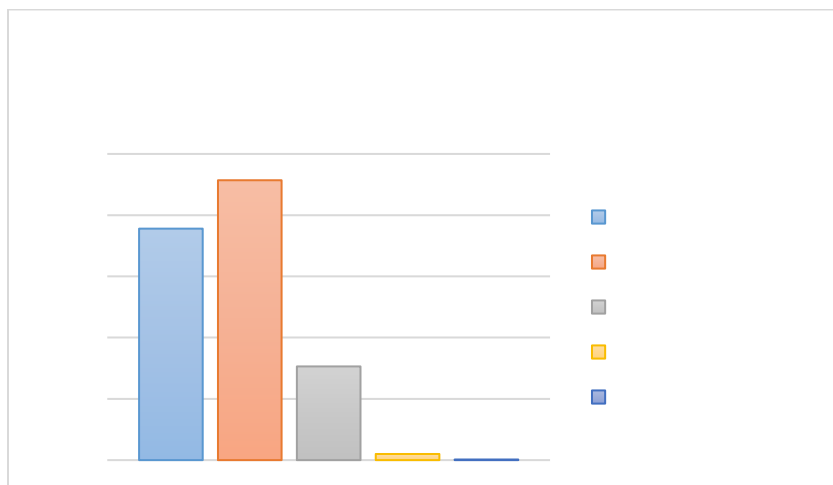
Home Ownership	2013	2014	2015	2016	2017
Own or in the process of buying	71.4%	65.6%	65.5%	64.3%	65.1%
Rent	25.5%	31.9%	30.6%	32.7%	30.6%

Perceptions of city quality of life varied significantly across the Hampton Roads region ($p < .05$). At the top end, 90 percent of respondents from Virginia Beach rated the quality of life in their city as good or excellent, as did 82.6 percent of respondents from Chesapeake. Suffolk was considerably lower, with 67.9 percent rating city quality of life good or excellentk was considerably lower, w.04 Tf1 0 0 wower, w.04 Tf1 0 0 H459(ent



Neighborhood Quality of Life

Overall, respondents reported very high ratings for quality of life in their neighborhood. The majority of respondents (83.5 percent) rated the quality of life in their neighborhood as either excellent or good. In contrast, only 16.3 percent of respondents rated the quality of life in their neighborhood as fair or good. (83.5 percent), followed by city of residence (71.5 percent) and finally Hampton Roads as a whole (71.2 percent).



Across years, a strong majority of respondents rated the quality of life in their neighborhoods as good or excellent. While there was a general decline from 2013 (85.5 percent) to 2015 (78.9 percent), 2016 and 2017 saw the percentage of respondents rating the quality of life in their neighborhood as excellent or good increase to 82 percent and 83.5 percent, respectively. Additionally, 2017 saw the lowest percentage of respondents rating the quality of life in their neighborhood as poor (1 percent) in the past five years. The previous low was in 2013 (1.1 percent) and in 2014 through 2016, this percentage was over 3 percent each year.

In summary, overall quality of life in Hampton Roads remains relatively consistent with past years. Although there were some differences between cities in the reported quality of life, respondents reported a slightly higher quality of life in their neighborhoods in 2017 than last year. There was a slight increase in quality of life in Hampton Roads as a whole since 2016. Respondents rated the variety of arts and cultural activities higher than opportunities for employment (69.8 percent excellent/good compared to 45.3

All Life in Hampton Roads data summaries will be placed on the Social Science Research Center website as they are released (