
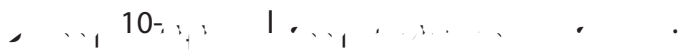
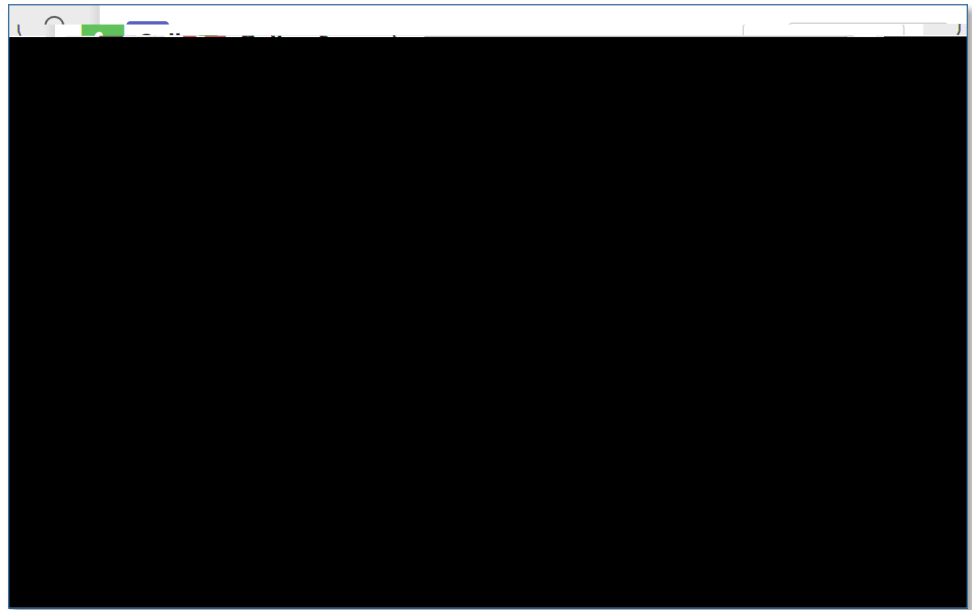


Microsoft Teams: Calling

How to Make a Call using Microsoft Teams Calling

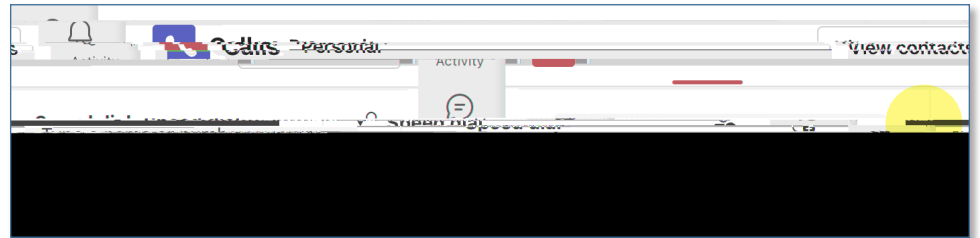
1. Open Microsoft Teams and click the . (Note: On mobile devices, you may need to click **More Apps** to see the Calls icon.)



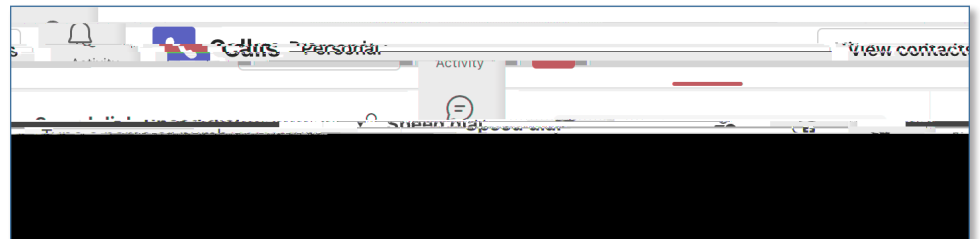


How to add a contact to your speed dial

1. Go to the **Calls** tab in the Microsoft Teams interface.
2. Click on the **Activity** icon in the top right corner of the Calls pane.




How to add a contact to your speed dial



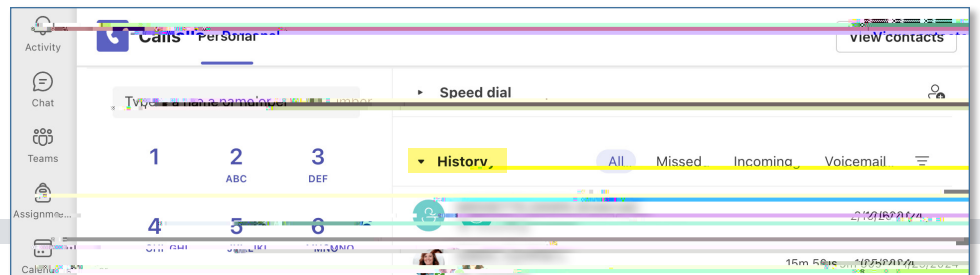
How to add a contact to your speed dial

1. Go to the **Calls** tab in the Microsoft Teams interface.
2. Click on the **Activity** icon in the top right corner of the Calls pane.



How to add a contact to your speed dial

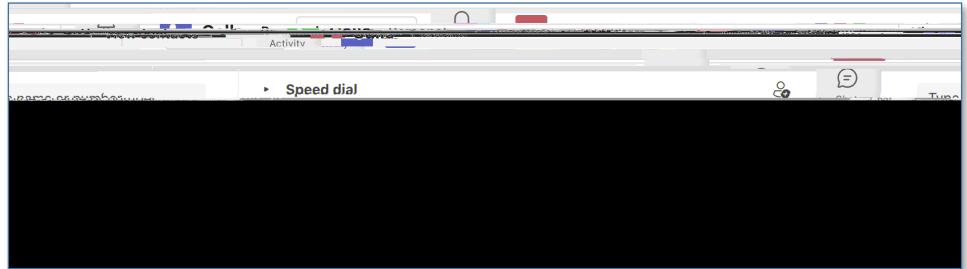
1. Go to the **Calls** tab in the Microsoft Teams interface.
2. Click on the **Activity** icon in the top right corner of the Calls pane.



1. Speed dial

1. Open the Speed dial app in the Teams app.

1. Tap the Speed dial icon in the bottom right corner of the Teams app.

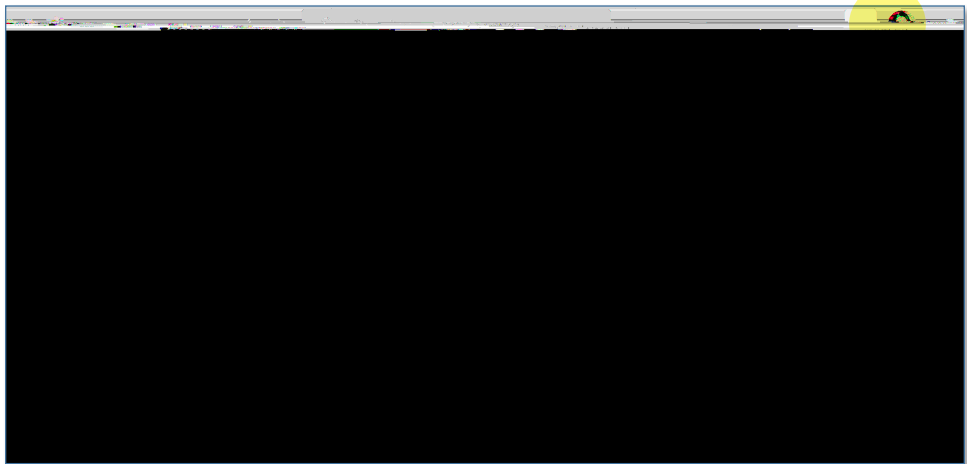


2. Tap the Speed dial icon in the bottom right corner of the Teams app.

2. Speed dial

2. Tap the Speed dial icon in the bottom right corner of the Teams app.

1. Tap the Speed dial icon in the bottom right corner of the Teams app.



2. Tap the Speed dial icon in the bottom right corner of the Teams app.



Microsoft Teams navigation bar showing Home, Chat, Meetings, and Calls.



Microsoft Teams navigation bar showing Home, Chat, Meetings, and Calls. Settings, Calls, Manage voicemail, Call screen, Record a greeting (H...).



Microsoft Teams navigation bar showing Home, Chat, Meetings, and Calls.

Hold.

Resume

M 10-

10-

[Forward all calls](#)

Settings, Calls, Forward all calls (1-10)